



### District Report Card: 2017


<b>State:</b> Rajasthan	<b>District:</b> Nagaur
<b>Class:</b> 8	<b>Subject:</b> Science
<b>Schools:</b> 51	<b>Students:</b> 1117


### Participation/Coverage


#### Students

<div>GENDER</div> <div></div>	Boys		Girls	
	Number	%	Number	%
	512	45.84	605	54.16

<div>AREA</div> <div></div>	Rural		Urban	
	Number	%	Number	%
	1074	96.15	43	3.85

<div>CATEGORY</div> <div></div>	SC		ST		OBC		GEN	
	Number	%	Number	%	Number	%	Number	%
	350	31.33	8	0.72	659	59.00	100	8.95

<div>CWSN</div> <div></div>	LD	VI	HI	S&LD	ID	Oth
	4	3	1	0	6	1

<div>Management</div> <div></div>	Government		Government-aided	
	Number	%	Number	%
	1117	100.00	0	0.00

### Average Performance of Students in Science (%)

Overall	Gender		Area		Management		Social Group			
	Male	Female	Rural	Urban	Govt.	Aided	SC	ST	OBC	GEN
<b>73.02</b>	<b>72.77</b>	<b>73.22</b>	<b>73.34</b>	<b>64.96</b>	<b>73.02</b>	<b>0.00</b>	<b>72.25</b>	<b>58.33</b>	<b>72.75</b>	<b>78.67</b>

## Performance on Learning Outcomes (LOs)

Learning Outcomes	Description	Average Performance(%)
SCI703	Classifies materials and organisms based on properties/characteristics	73.23
SCI704	Conducts simple investigation to seek answers to queries	49.85
SCI705	Relates processes and phenomenon with causes	63.24
SCI708	Measures and calculates e.g., temperature; pulse rate; speed of moving objects; time period of a simple pendulum, etc.	87.47
SCI710	Plots and interprets graphs	76.85
SCI711	Constructs models using materials from surroundings and explains their working	75.05
SCI801	Differentiates materials, organism and processes	81.11
SCI804	Relates processes and phenomenon with causes	78.48
SCI805	Explains processes and phenomenon	66.86
SCI807	Measures angles of incidence and reflection, etc.	67.59
SCI811	Applies learning of scientific concepts in day-to-day life	77.89
SCI813	Makes efforts to protect environment	88.54

Range of Performance of Students who Answered Correctly							
Below 30%		30% - 50%		50% - 75%		Above 75%	
Number	%	Number	%	Number	%	Number	%
46	4.12	123	11.01	347	31.07	601	53.80

### Lowest Performing Learning Outcomes (LOs)

- 1 - Conducts simple investigation to seek answers to queries (49.85)
- 2 - Relates processes and phenomenon with causes (63.24)
- 3 - Explains processes and phenomenon (66.86)
- 4 - Measures angles of incidence and reflection, etc. (67.59)
- 5 - Classifies materials and organisms based on properties/characteristics (73.23)